

Trudeau government stopped reporting COVID-19 1st & 2nd booster vaccination data, and deleted it. Are they preparing for a Digital ID?

Deletions come at the same time as provinces start to refuse Digital ID



DR. WILLIAM MAKIS MD

FEB 17, 2023 · PAID



73



23



Share



The Canadian Federal government has been busy deleting COVID-19 booster vaccination data and graphs from the official government website and I will summarize below which data was removed and when.

COVID-19 1st & 2nd booster uptake in Canada deleted

All of the information presented is captured from the Canadian government website: <https://health-infobase.canada.ca/covid-19/vaccination-coverage/>

The first graph that the Canadian government deleted was this one:

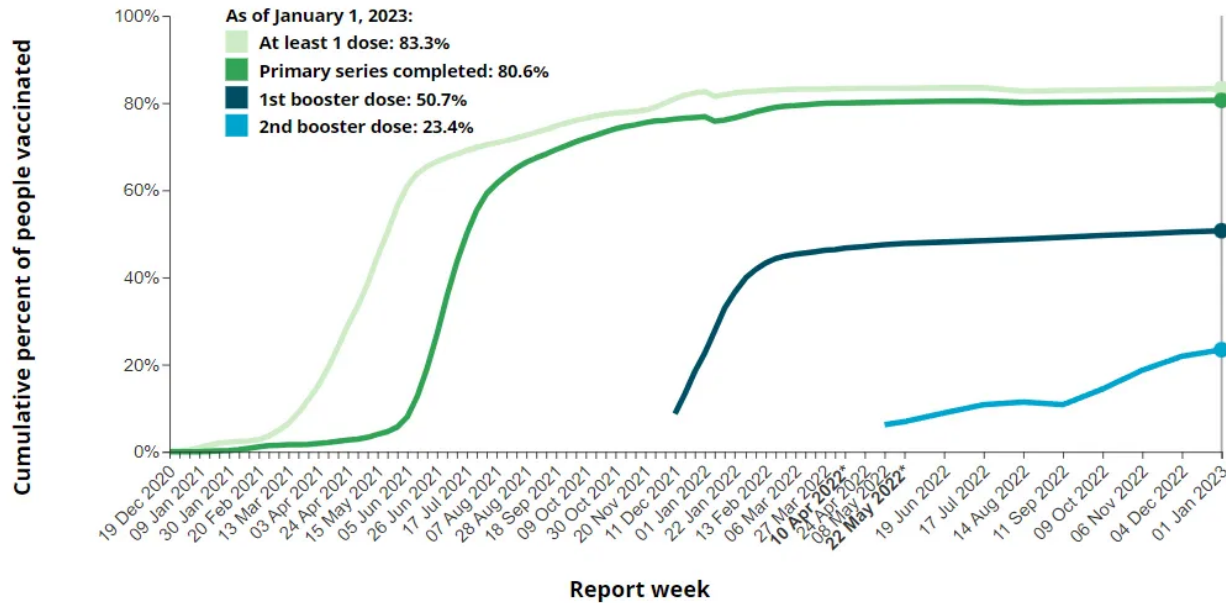
Figure 2: “Cumulative % of people who have received a COVID-19 vaccine in Canada by vaccination status” was removed on January 10, 2023 ([click here](#)) (it’s gone on next update ([click here](#)))

Just before this data was deleted, 1st booster uptake in Canada was reported at 50.7%, 2nd booster uptake was reported at 23.4%.

Figure 1: Text description

Figure 2. Cumulative percent of people who have received a COVID-19 vaccine in Canada by vaccination status and report week, January 1, 2023

Hover over or select a portion of the line graph to see the cumulative number or percentages of people vaccinated by vaccination status and report week.



COVID-19 1st & 2nd booster uptake data by age deleted

The next item deleted was:

Table 2: “Cumulative number and percent of people in Canada who have received a COVID-19 vaccine by age group and vaccination status”, was removed on January 10, 2023 ([click here](#)) (it’s gone on the next update ([click here](#)))

Table 2. Cumulative number and percent of people in Canada who have received a COVID-19 vaccine by age group and vaccination status, January 1, 2023

Age group (years)	At least 1 dose	Primary series completed	1 st booster dose	2 nd booster dose	In the last 6 months, primary series completed or booster dose received
0 to 4	8.4% (157,624)	3.5% (66,176)	<0.1% (296)	0% (0)	3.5% (65,828)
5 to 11	53.1% (1,542,330)	41.3% (1,200,101)	6.2% (180,134)	<0.1% (267)	8.8% (256,664)
12 to 17	84.5% (2,135,226)	80.4% (2,033,449)	18.4% (464,801)	3.4% (85,349)	9.4% (236,600)
18 to 29	85.4% (5,211,124)	83.2% (4,068,362)	37.3% (2,274,509)	6.5% (398,147)	8.6% (524,392)
30 to 39	86.7% (4,768,407)	84.8% (3,696,371)	45.0% (2,478,811)	11.7% (642,487)	13.7% (753,504)
40 to 49	89.2% (4,441,640)	87.9% (3,367,614)	54.5% (2,713,784)	16.0% (797,769)	18.0% (897,498)
50 to 59	90.5% (4,578,768)	89.7% (3,519,078)	64.4% (3,258,364)	24.9% (1,261,336)	26.8% (1,354,462)
60 to 69	93.9% (4,643,767)	92.7% (3,483,915)	77.5% (3,834,441)	44.1% (2,181,470)	42.8% (2,116,755)
70 to 79	96.4% (3,145,108)	95.4% (2,338,724)	86.4% (2,817,473)	61.1% (1,994,064)	53.5% (1,744,200)
80 and older	≥99% (1,767,048)	≥99% (1,319,360)	90.6% (1,594,573)	66.9% (1,178,118)	55.0% (969,027)
Unknown	n/a (16,733)	n/a (13,905)	n/a (9,900)	n/a (4,878)	n/a (8,680)

On January 15, 2023, Table 2 was replaced with a new table that has deleted all vaccination status data for the 1st & 2nd booster dose by age group:

Table 2. Cumulative number and percent of people in Canada who have received a COVID-19 vaccine by age group and vaccination status, January 1, 2023

Age group (years)	At least 1 dose	Primary series completed	In the last 6 months, primary series completed or booster dose received
0 to 4	8.4% (157,624)	3.5% (66,176)	3.5% (65,828)
5 to 11	53.1% (1,542,330)	41.3% (1,200,101)	8.8% (256,664)
12 to 17	84.5% (2,135,226)	80.4% (2,033,449)	9.4% (236,600)
18 to 29	85.4% (5,211,124)	83.2% (4,068,362)	8.6% (524,392)
30 to 39	86.7% (4,768,407)	84.8% (3,696,371)	13.7% (753,504)
40 to 49	89.2% (4,441,640)	87.9% (3,367,614)	18.0% (897,498)
50 to 59	90.5% (4,578,768)	89.7% (3,519,078)	26.8% (1,354,462)
60 to 69	93.9% (4,643,767)	92.7% (3,483,915)	42.8% (2,116,755)
70 to 79	96.4% (3,145,108)	95.4% (2,338,724)	53.5% (1,744,200)
80 and older	≥99% (1,767,048)	≥99% (1,319,360)	55.0% (969,027)
Unknown	n/a (16,733)	n/a (13,905)	n/a (8,680)

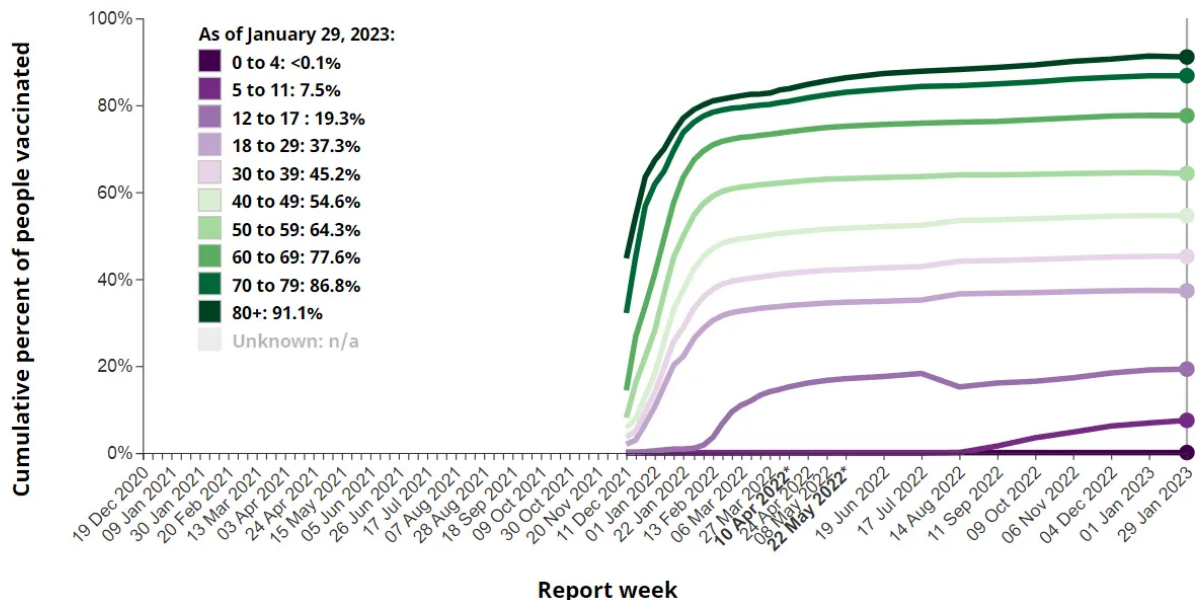
COVID-19 1st & 2nd booster uptake graph by age deleted

The next item deleted was:

Figure 4: “Cumulative percent of people who have received 1st booster dose of a COVID-19 vaccine in Canada by age group”, was removed on February 3, 2023 ([click here](#)). It’s gone on the next update ([click here](#)).

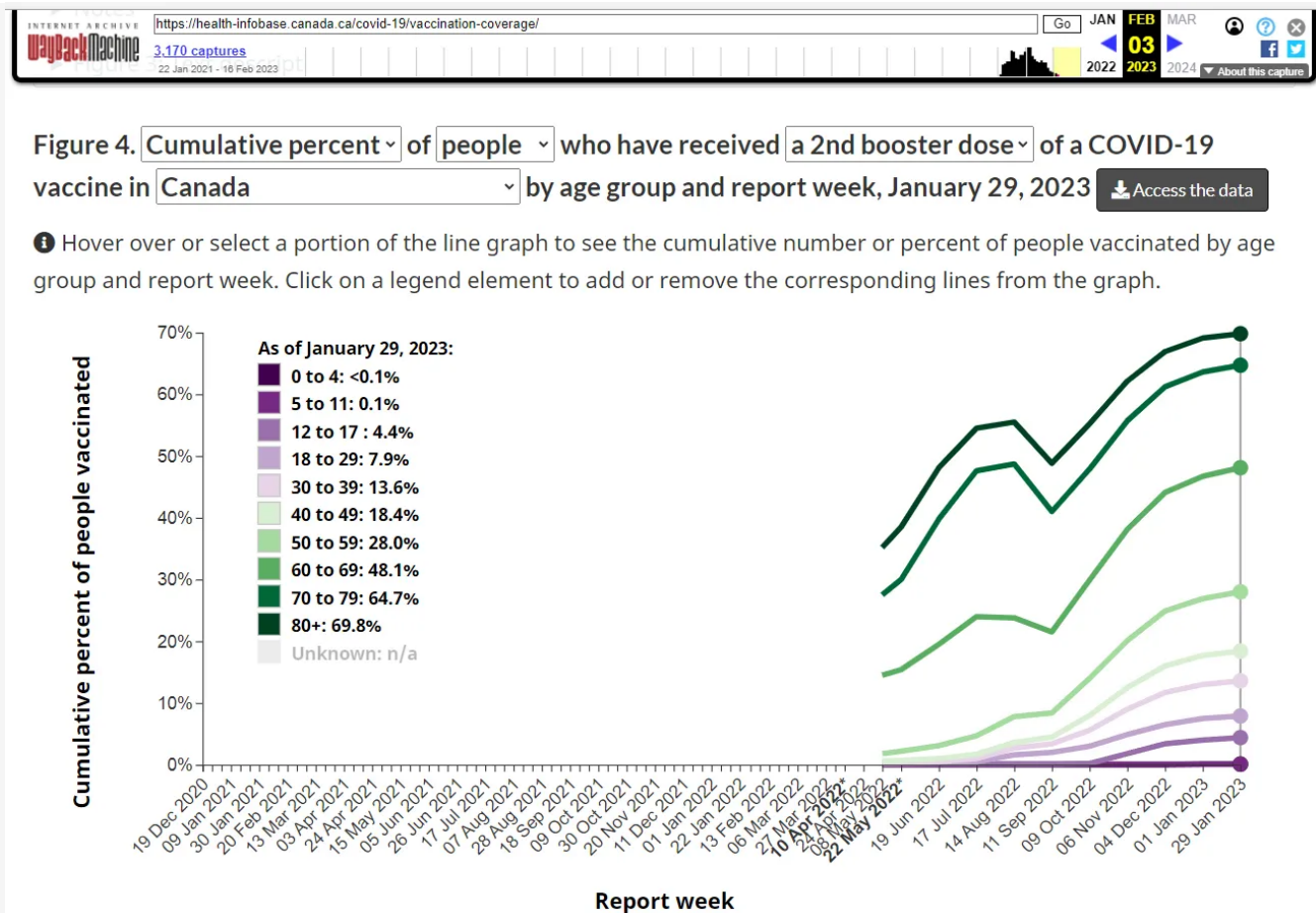
Figure 4. Cumulative percent of people who have received a 1st booster dose of a COVID-19 vaccine in Canada by age group and report week, January 29, 2023 [Access the data](#)

Hover over or select a portion of the line graph to see the cumulative number or percent of people vaccinated by age group and report week. Click on a legend element to add or remove the corresponding lines from the graph.



The next item deleted was:

Figure 4: “Cumulative percent of people who have received 2nd booster dose of a COVID-19 vaccine in Canada by age group”, was removed on February 3, 2023 ([click here](#)). It’s gone on the next update ([click here](#)).



My take...

It's one thing to remove COVID-19 vaccine outcome data that showed COVID-19 vaccines were severely damaging the immune systems of those who took them, and the more doses one took, the worse the health outcomes (including death) were.

It's an entirely different thing to delete COVID-19 booster vaccination data itself.

This begs the question: why is the Canadian government doing this now?

I have two theories:

Theory #1: Trudeau Liberals are aware of the recent acceleration of sudden and unexpected deaths which may be due to COVID-19 boosters and they don't want Canadians to be able to correlate these sudden deaths to the COVID-19 1st and 2nd booster shot rollout, by age and by time-frame.

Theory #2: Trudeau Liberals are preparing to categorize Canadians into “compliant” and “uptodate” with COVID-19 vaccines vs “non-compliant” and “not uptodate” with their COVID-19 vaccines, in advance of either rolling out a Digital ID that will require “uptodate” COVID-19 vaccination, or any other forms of vaccine mandates, and these data deletions simplify the way in which Canadians will be labeled.

It is possible for both to be true simultaneously.

Perhaps not coincidentally, on **February 3, 2023**, Saskatchewan Premier Scott Moe wrote an open letter stating his government will **not participate** in any type of national healthcare “Digital ID” program as a condition to receive funding for healthcare from the Federal government.



Premier of Saskatchewan

Legislative Building
Regina Canada S4S 0B3

RE: Upcoming Healthcare Negotiations

Thank you for raising your concerns with me.

The upcoming Canada Health Transfer negotiations are critical to ensuring the federal government is a fair funding partner in healthcare funding and ensuring provincially delivered healthcare is sustainable into the future. I want to clarify the following about the upcoming negotiations with the other provinces and federal government:

- The Government of Saskatchewan is not creating a Digital ID nor will we accept any requirements for the creation of a Digital ID tied to healthcare funding.
- The Government of Saskatchewan will not share any personal medical information with the federal government. This information is protected under *The Health Information Protection Act* and will remain so.
- The Government of Saskatchewan may share already publicly available healthcare statistics, including the number of physicians in Saskatchewan and surgical wait times if requested by any party, including the federal government.

In recent years, federal funding of healthcare has fallen from 35 per cent of healthcare costs to 22 per cent. That is why it is critical to get a new Canada Health Transfer agreement where the federal government returns to a full funding partner of healthcare.


The Government of Saskatchewan will not surrender nor weaken any personal health privacy rights when signing a new Canada Health Transfer agreement. Instead, we will work diligently toward a funding agreement that benefits Saskatchewan people by investing in healthcare in both rural and urban areas of our province

Thank you for writing.

Sincerely

Scott Moe
Premier





73 Likes

23 Comments



Write a comment...



Hannahlehigh Feb 17 Liked by Dr. William Makis MD

I will not comply with any of their hair brained illegal plans. If we want to stop this then we all have to say NO, he can't stop all of us. Don't allow them to install the app on your cell phone, better yet, do what Im doing, cancel your cell phone and buy a two way radio long range. We can absolutely beat these demonic creatures being led by satan, we just stand up to them and say NO!!

LIKED (18) REPLY SHARE ...

3 replies



StellaMaris Feb 17 Liked by Dr. William Makis MD

Sad day in Canada...two years in a row with the Freedom Convoy and Emergencies Act decision today...looks like he can do whatever he wants....who will stop him is the real question.....

LIKED (12) REPLY SHARE ...

2 replies

21 more comments...

© 2023 Dr. William Makis · [Privacy](#) · [Terms](#) · [Collection notice](#)
[Substack](#) is the home for great writing